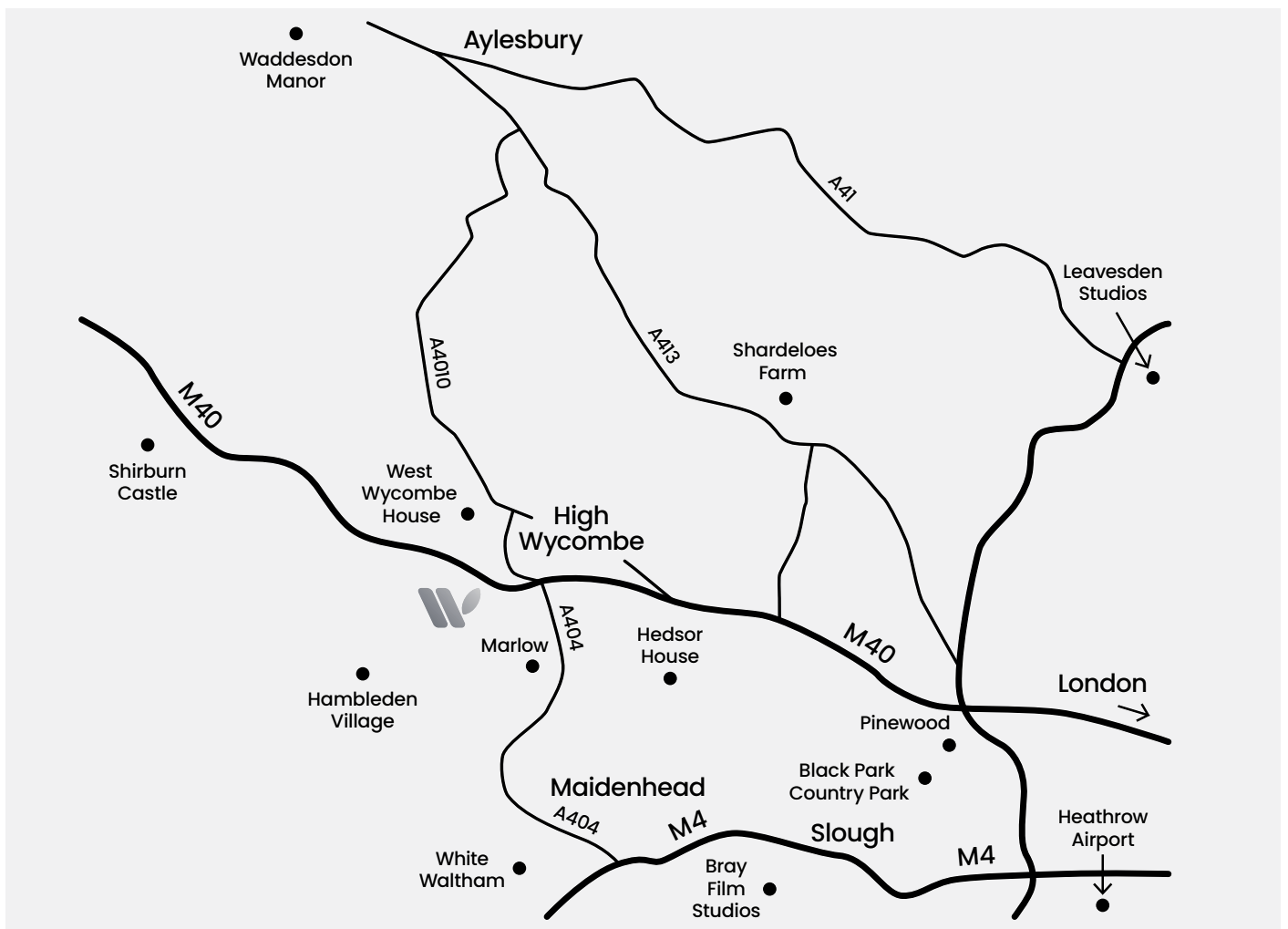


## Wycombe Film Studios Popular locations nearby

Wycombe Film Studios is a well-positioned studio within the Golden Triangle of studios with excellent road and rail routes to London via the M40 (less than 5 mins) and nearby Wycombe Train station (10 mins).

Not only do you have direct access into the city for all the great locations it has to offer, but you can also benefit from some iconic locations close by.


Wycombe Film Studios also benefits from an onsite helicopter service with refuelling facilities.



**West Wycombe House**  
4 miles from the Studio

One of the best examples of British Palladian built country houses in Britain, West Wycombe is a very popular filming location being featured in many high-end TV shows and feature films.

West Wycombe House is less than 10 minutes from the studio which means productions could base at the studio and travel saving costs.





## Hedsor House

9 miles from the Studio

One of the most film-friendly shooting locations close by. Hedsor House is privately owned and is used as an events space for weddings and functions, lending itself perfectly as a premium shooting location.





## Waddesdon Manor

### 21 miles from the Studio

Waddesdon Manor is a stunning example of one of Rothschild's many designs, and a popular site owned by the National Trust.

It offers a great backdrop to overseas doubles and stunning interior rooms, including a fantastic cellar.





## Hambleton Village

6 miles from the Studio

Period popular location within a controllable village. There's also the option to keep your base at the studio as it's so close.





## Marlow

4 miles from the Studio

Marlow is an attractive town which sits on the River Thames and is approximately 35 miles from London and close to Henley-Upon-Thames, Maidenhead and High Wycombe





## Black Park Country Park

### 14 Miles from the studio

One of the most popular scouted areas for woods, lakes and tracks offering excellent facilities for filming.

Black Park has appeared in hundreds of popular films and TV shows and is close to Pinewood Studios.






## Shardeloes Farm

### 9 miles from the Studio

Shardeloes Farm offers over 500 acres of versatile filming locations and has been the backlot for MARV Films for the past six years, doubling as Kentucky, The Alps and France. Shardeloes Farm is off the beaten track and is completely private with controllable roads and barns.





## Shirburn Castle

20 miles from the Studio

Fantastic location with versatile interior and exterior. Shirburn Castle also has a church that can be used for different scenes.





## White Waltham Airfield and Estate

10 miles from the Studio

White Waltham is the home to **Shoot Aviation** who supply and build aviation sets for the industry. It benefits from being on a grass airfield, and the surrounding areas have been used as backlot builds. The adjacent estate has an empty stately home and a fabulous church.





## Other Locations nearby

### Pinewood Studios

22 miles

### Bray Studios

14 miles

### Leavesden Studios

22 miles

### Heathrow Airport

20 miles

### Bovingdon Airfield

18 miles

Adjacent to the entrance to Wycombe Film Studios is On Location Hire. The company supplies power and lighting solutions to the TV and film industry and has a large fleet of road-legal towable machines.

## Wycombe Film Studios

Clay Ln, Marlow SL7 3DP